

Special Order Products

Date, Number, Alpha & Band Stamps




Our special order metal-frame stamps which are durable enough for heavy industrial applications. Available in figure sizes from $\frac{1}{8}$ " to $1\frac{1}{4}$ " tall in assemblies of 2 bands up to 22 bands, depending upon the size of characters.

Bands can have numbers, symbols or letters. Custom message bands are also available.

Standard bands are Roman style, denoted with the PN prefix. With extra-condensed figures the font changes to a Gothic style and the prefix changes to XCPN.

Automatic Numbering Machines are also available however are not as customizable. Please contact us for more information on these items.

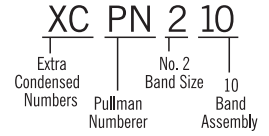
SIZES AVAILABLE

 XCPN0	 PN0	 XCPN1	 PN1
 XCPN2	 PN2	 XCPN2 ^{1/2}	 PHN2 ^{1/2}
 XCPN3	 PN3	 XCPN4	 PN4
 XCPN5	 PN5	 XCPN600	

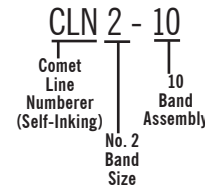
NOT SHOWN: XCPN1000 (1") AND XCPN1200 (1 $\frac{1}{4}$ ")



Non Inked Stamp Pictured



Self Inking Stamp Pictured



Ink Caution for Custom Daters/Numberers

Ink used in any rotating mechanics machine must meet with manufacturer standards to avoid issues with the internal machinery and band material. Use ONLY inks rated for self-inking stamps (water based inks) for these machines .

DETAILS ABOUT CUSTOM ORDER DATERS/NUMBERERS

Sometimes a custom band dater is the best option for your specific needs. These are made to order and require longer turnaround time then standard stamps.

With these stamps all items will appear in a single line. Standard bands are available with numbers, letters (often separated A-M and N-Z) Customized message bands that rotate are available however those bands can not be ABOVE or BELOW the date yet.

Please be cautious when ordering.

- **First determine if stamp will be self inking or non-inked:** Non-inked stamps will begin with PN for Roman font or XCPN for Extra Condensed Gothic font. Self Inking stamps will begin with CLD for Roman font or CXCLD for Extra Condensed Gothic font.
- **Then determine the size of the lettering.** This must be the same size for all bands on stamp. Sizes are generally 0 thru 6 (see chart above) there are a few stamps that can not hold the largest letter size. Please allow us to verify before finalizing your order.
- **Next determine how many bands will be on the stamp:** The more bands on the stamp the wider the stamp will be. Once a stamp gets too long it is hard to have middle bands show up well when stamping. Smaller/simpler is always better.
- **Determine what text the bands will have on them:** Number band? Alpha A-M or N-Z? Custom wording? Need a # sign or a blank space? Let us know!! They may be built in to an existing band or we may have to add a custom band.